

6.4.3: Institutional strategies for mobilization of funds and the optimal utilization of resources are in place

Any additional information



Sahayog Sevabhavi Sanstha's
COLLEGE OF EDUCATION AND
INDIRA COLLEGE OF EDUCATION VISHNUPURI, NANDED
 Sahayog Educational Campus, Vishnupuri, Nanded-431606




(Recognized By the UGC U/s 2(f) and 12(B) & Affiliated to Swami Ramanand Teerth Marathwada University, Nanded.)

4.1.3 Percentage of expenditure excluding salary for infrastructure augmentation during the last five years (INR in lakhs)

4.1.3.1: Expenditure for infrastructure augmentation excluding salary during the last five years (INR in lakhs)

Year	Sl. No.	Items of infrastructure augmented	Expenditure
I (2021 - 22)			
BED	1	College Expenses	85597
	2	Computer Maintainice	15000
	3	News Paper & Journls	6800
	4	Biometric Machine	7500
	5	Library Books	30924
MED	6	News Paper & Journls	2860
	7	Printing & Stationary	2600
	8	Invertor & Battery	43800
	9	College Expenses	30275
		Year Total	225356
II (2020 - 21)			
BED	1	College Expenses	3000
	2	Misc.Expens	10176
	3	News Paper & Journls	7010
	4	Printing	18900
	5	Repair & Maintinance	950
MED	6	Biometric Machine	6000
	7	College Expenses	3000
	8	Printing & Stationary	4525
		Year Total	53561
III (2019 - 20)			
BED	1	College Expenses	5410
	2	Misc.Expens	10015
	3	News Paper & Journls	9390
	4	Printing	23452
	5	Repair & Maintinance	3999
	6	Stationary	5402
MED	7	College Websiter Charges	15000
	8	Internet	400





Principal
 Sahayog Sevabhavi Sanstha
 College of Education
 Vishnupuri, Nanded.




Sahayog Sevabhavi Sanstha's
COLLEGE OF EDUCATION AND
INDIRA COLLEGE OF EDUCATION VISHNUPURI, NANDED
Sahayog Educational Campus, Vishnupuri, Nanded-431606



(Recognized By the UGC U/s 2(f) and 12(B) & Affiliated to Swami Ramanand Teerth Marathwada University, Nanded.)

	9	Misc.Expens	3352
	10	News Paper & Journls	3085
	11	Postage	510
	12	Repair & Maintinance	1950
	13	Xrox Expenes	1030
		Year Total	82995
IV (2018 - 19)			
BED	1	Repairing & Maintinance	90950
	2	Misc.Exp.	969
	3	News Paper & Journls	10882
	4	Postage & Courir	640
	5	Printing & Stationary	6559
	6	Travling Exp.	6440
	7	Xerox	520
	8	Academic Exp.	50367
	9	College Expens	15000
	10	Intenrnet Charges	1359
	11	Furniture	21000
	12	Libraray Books	8850
MED	13	Intenrnet Bill	400
	14	News Paper & Journls	2748
	15	Printing & Stationary	105
	16	Repairing & Maintinance	3400
		Year Total	220189
V (2017 - 18)			
BED	1	Repairing & Maintinance	2350
	2	Misc.Exp.	62044
	3	Newspapre & Journals	5099
	4	Postage & Courir	1761
	5	Printing & Stationary	8320
	6	Telephone Exp.	1030
	7	Travling Exp.	2000
	8	Xerox	100
	9	College Exp.	1024773
	10	Internet Charges	9360




Principal
Sahayog Sevabhavi Sanstha
College of Education
Vishnupuri, Nanded.




Sahayog Sevabhavi Sanstha's
COLLEGE OF EDUCATION AND
INDIRA COLLEGE OF EDUCATION VISHNUPURI, NANDED
Sahayog Educational Campus, Vishnupuri, Nanded-431606



(Recognized By the UGC U/s 2(f) and 12(B) & Affiliated to Swami Ramanand Teerth Marathwada University, Nanded.)

	11	Seminar & Confarnce	400
MED	12	College Exp.	11500
	13	Internet Bill	1000
	14	Seminar & Confarnce	1000
	15	Misc.Exp.	900
	16	Newspapre & Journals	2498
	17	Postage & Courir Exp.	366
	18	Printing & Stationary	14186
	19	Repairing & Maintinace	1700
	20	Telephone Bill	800
		Year Total	1151187
		Total	1733288


Principal
Sahayog Sevabhavi Sanstha
College of Education
Vishnupuri, Nanded.



Sahayog Sevabhavi Sanstha's

COLLEGE OF EDUCATION AND

INDIRA COLLEGE OF EDUCATION VISHNUPURI, NANDED


Sahayog Educational Campus, Vishnupuri, Nanded-431606



(Recognized By the UGC U/s 2(f) and 12(B) & Affiliated to Swami Ramanand Teerth Marathwada University, Nanded.)

4.2.4 Average annual expenditure for purchase of books, journals, and e-resources during the last five years (INR in Lakhs)

Year	Expenditure on the purchase of books in (INR in lakhs)	Expenditure on the purchase of journals in (INR in lakhs)	Expenditure on subscription to e-journals (INR in lakhs)	Expenditure on subscription to other e-resources (INR in lakhs)	Total
2021-22 BED	0.30924	0.068	0	0	0.37724
2021-22 MED	0	0.286	0	0	0.286
2020-21 BED	0	0.701	0	0	0.701
2020-21 MED	0	0	0	0	0
2019-20 BED	0	0.939	0	0	0.939
2019-20 MED	0	0.3085	0	0	0.3085
2018-19 BED	0.885	0.10882	0	0	0.99382
2018-19 MED	0	0.2748	0	0	0.2748
2017-18 BED	0	0.5099	0	0	0.5099
2017-18 MED	0	0.2498	0	0	0.2498



Principal

Sahayog Sevabhavi Sanstha
College of Education
Vishnupuri, Nanded.



Sahayog Sevabhavi Sanstha's
COLLEGE OF EDUCATION AND
INDIRA COLLEGE OF EDUCATION VISHNUPURI, NANDED
Sahayog Educational Campus, Vishnupuri, Nanded-431606





(Recognized By the UGC U/s 2(f) and 12(B) & Affiliated to Swami Ramanand Teerth Marathwada University, Nanded.)

4.4.1 Percentage expenditure incurred exclusively on maintenance of physical and academic support facilities during the last five years (INR in Lakhs)

4.4.1.1 Expenditure incurred exclusively on maintenance of physical facilities and academic support facilities during the last five years (INR in lakhs)

Year	Sl. No.	Expenditure on maintenance of academic support facilities (excluding salary for human resources)	Expenditure on maintenance of physical facilities (excluding salary for human resources)	Total
2017-18				
BED	1	4.33977	1.26773	5.6075
MED	2	1.09142	0.0695	1.16092
Year Total		5.43119	1.33723	6.76842
2018-19				
BED	1	5.06601	2.1444	5.28041
MED	2	0.77885	0	0.77885
Year Total		5.84486	2.1444	6.05926
2019-20				
BED	1	0.763749	0.15425	0.779174
MED	2	0.163181	0.3352	0.166533
Year Total		0.92693	0.48945	0.945707
2020-21				
BED	1	0.515213	0.13176	0.528389
MED	2	0.102039	0.3	0.105039
Year Total		0.617252	0.43176	0.633428
2021-22				
BED	1	1.010894	0.100637	1.111531
MED	2	0.99616	0.35775	1.35391
Year Total		2.007054	0.458387	2.465441




Principal
Sahayog Sevabhavi Sanstha
College of Education
Vishnupuri, Nanded.